


# School Communications

We use the 'SZapp' app for communication.



SZapp is part of the Schoolzine platform, which is also hosting our webpage and calendar.

Text in SZapp can be translated into numerous languages using 

See the instructions to download SZapp on the poster.

Sign up with your email.

Sacred Heart security code is: <sup>Please get the code from a staff member</sup>

Once you can see our site please toggle between the three tabs -

## 1. Manage

- Manage your subscription, by opting in to the Stage Level your child(ren) are in (or select all if you wish)
- Turn 'Push Notifications' on.

## 2. Feed

- See all notifications here.

## 3. Home

- Links to items found on the school website, including - the calendar, newsletters, absentee forms and notes.

Other methods of communication include our newsletter emailed weekly, public facebook page @SHPSPearce, Sacred Heart Parents and Carers private facebook group and the school website [sacredhps.act.edu.au](http://sacredhps.act.edu.au)

Please contact us for assistance with any communication needs.

# INSTALLING SZapp




## Apple devices:

1. On your device, open the App Store.
2. Search the App Store for SZapp.
3. Download and install SZapp.

## Android devices:

1. On your device, open the Play Store.
2. Search the Play Store for SZapp.
3. Download and install SZapp.







## 1. FIND YOUR SCHOOL

Select your school's region.  
Search for and select your school.

## 2. REGISTER A USER

Before you can add your school, you will need to register. Register with your email, or sign in with Google or Facebook.



## 3. REGISTER A USER

Enter your email and name and then create a password.

## 4. MANAGING NOTIFICATIONS

Choose which group/s you would like to receive notifications from. Groups with arrows indicate that there are sub-groups which you can join: